


BROWSE, RENEW + HOLD BOOKS ON-LINE!

You may browse our collection, renew books once and place holds on-line!

Follow these steps:

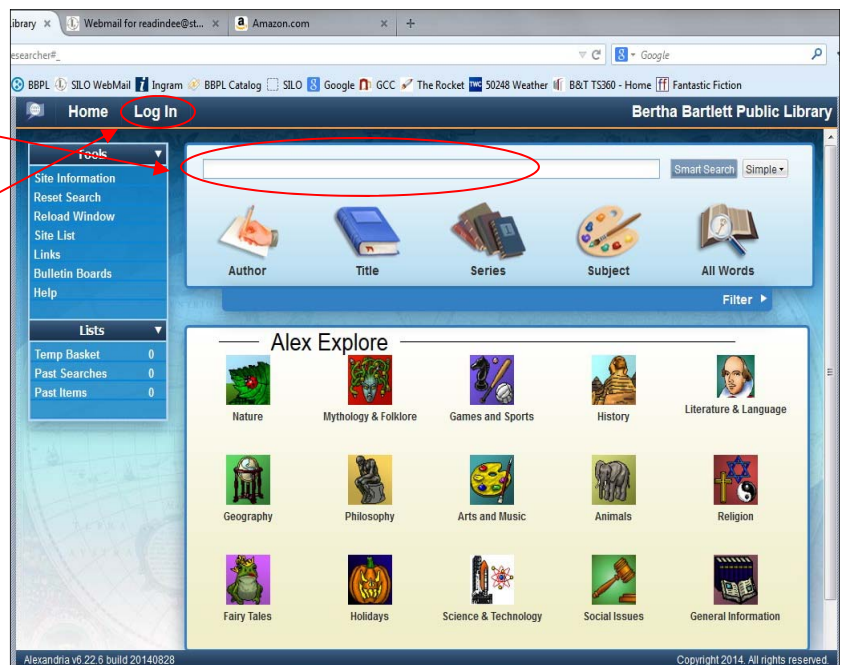
Start at the BBPL Webpage (www.storycity.lib.ia.us).

Click on the “Search Catalog” flag in the upper right corner of the homepage.



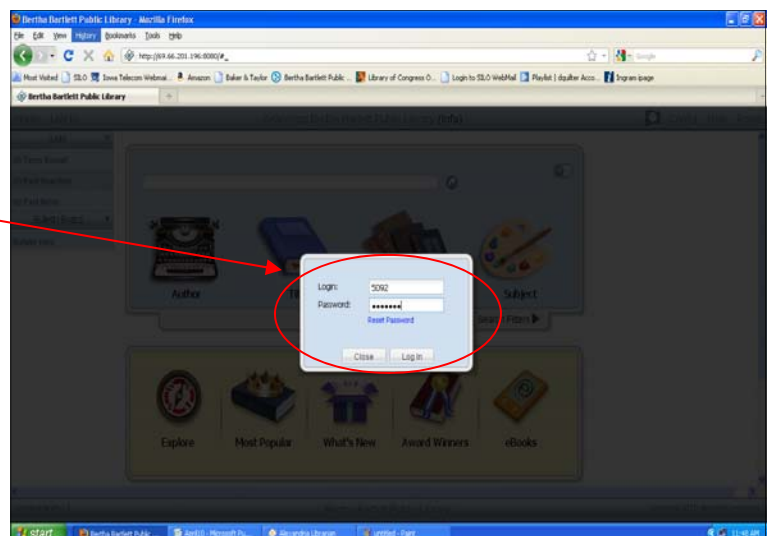
From the homepage of the catalog, you can search for books, CDs and movies. You can search by author, title, series or subject.

To renew or hold books, click on “Log In” in the upper left corner of the catalog homepage.

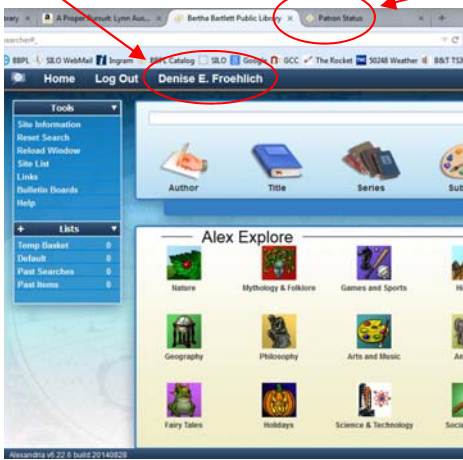


NOTE: You may only renew books on-line one time. BBPL Staff cannot renew books via email; only by phone or in person.

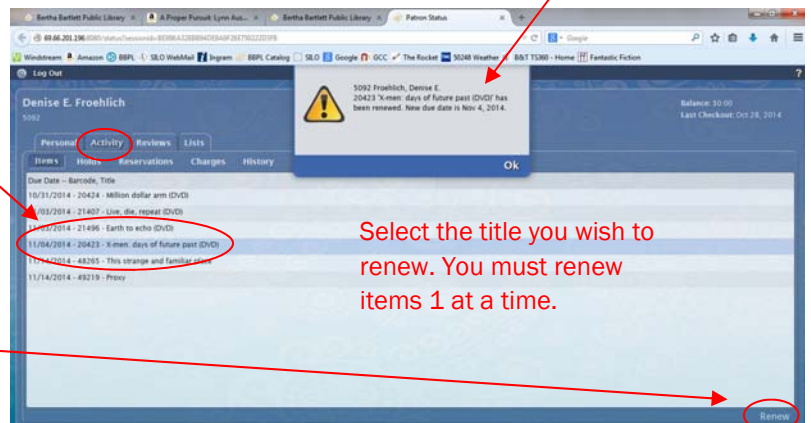
You need to know your patron number (found on your library card), which is your *login*. Your password is your last name.



Click on your name. A new tab will open in your browser.

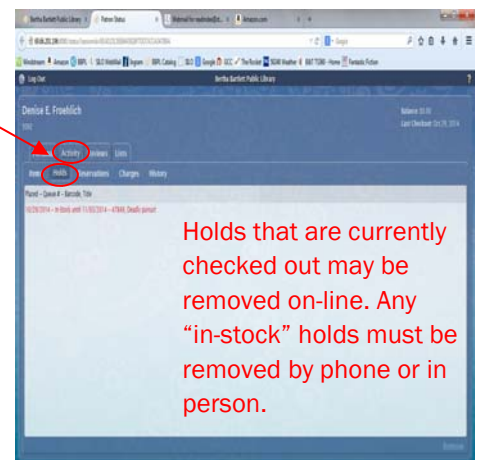
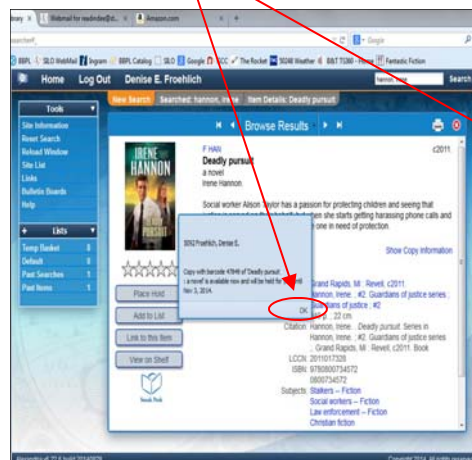
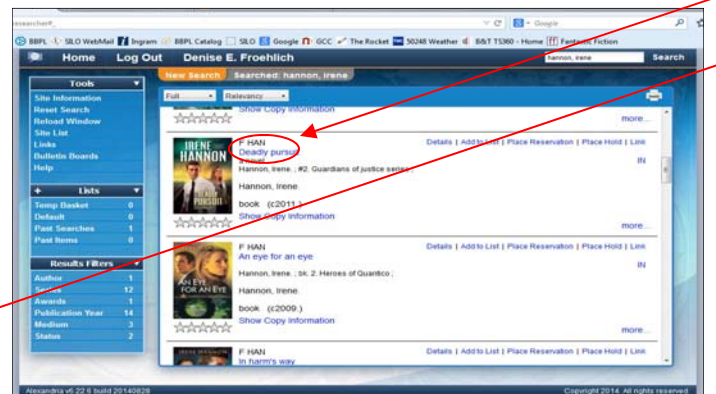
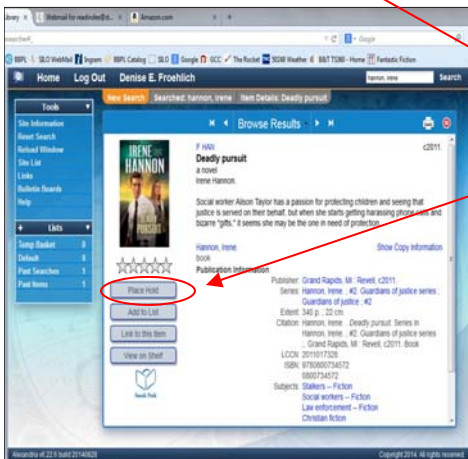


Click on the activity tab, select book you wish to renew, then click the “renew” button in the bottom right corner of the box. You must renew items one at a time. You may only renew items on-line 1 time. A drop-down box will inform you of your new due dates.



Select the title you wish to renew. You must renew items 1 at a time.

While you are logged in, you may place a book on hold. Search for the book from the catalog homepage. Click on the title you want to hold to open the book description box. In the book description box, click “Place Hold” from the left-hand menu (second button). Click “ok” in the notification box. By clicking on your name and opening a Patron Status tab, you can view your holds. Click on the “Activity” tab, then click on “Holds”.



Holds that are currently checked out may be removed on-line. Any “in-stock” holds must be removed by phone or in person.